

PLATE MAGNETS

APPLICATION:

Plate Magnets are designed for use in chutes and suspension over conveyed product. Installed on the bottom side of a chute, a Plate Magnet will provide maximum protection as product travels through the powerful magnetic circuit. Heavy duty factory fabricated hinges, handle, and locking latches are provided for simple installation and maintenance. Available in multiple standard strengths depending on the application requirements.

PLATE MAGNETS MODEL PICTURED: CPMD12ST

This design is suited for installation in the underside of a chute allowing product to pass over the magnetic face. A 1" perimeter flange allows for proper sealing to prevent product leakage. By cutting an opening the full width of the chute and installing a piece of angle on each side, will provide full magnetic coverage across the chute ensuring maximum separation results.



ANGLED SPOUT MAGNETS MODEL PICTURED: CASMD12ST

This design can simplify installation and maintenance of Plate Magnets. The Plate Magnet comes complete from the factory hinged, latched, and gasketed to a stainless steel housing. This allows for removal of a section of the chute and replacement with the Angled Spout Magnet. The Angled Spout Magnet housing is designed to match the existing chute whether it has square, rectangular, or round openings.

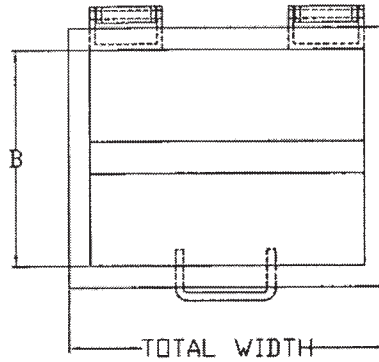
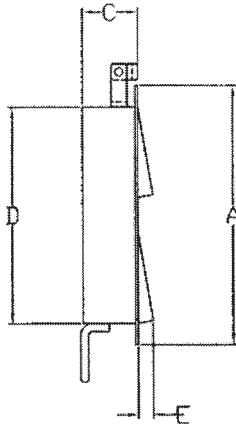


POW-R CLEAN ANGLED SPOUT MAGNETS MODEL PICTURED: CASMD12TTPOW-R

This option is well suited for applications that are hard to access or where employee safety is a concern. A pneumatically assisted cleaning system eliminates the need of an operator to manually open the magnet and clean off any captured metal. As the pneumatic cylinders open the magnet, a stripper plate separates from the magnet allowing captured metal to be safely discarded. A collection tray is also available to catch the discarded metal. The E-Z CLEAN option is similar in design but requires the operator to open the magnet and separate the stripper plate.



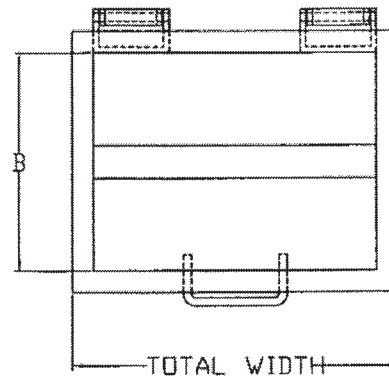
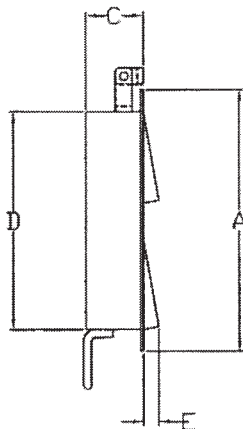
CERAMIC PLATE



MODEL NUMBER	DIMENSION A		DIMENSION B		DIMENSION C		DIMENSION D		DIMENSION E		WEIGHT PER FOOT	
	INCHES	MM	INCHES	MM	INCHES	MM	INCHES	MM	INCHES	MM	LBS.	KG.
CPLD	11	279	9	229	1.375	35	9	229	.75	19	25	11
CPMD	12	305	10	254	2.625	67	10	254	.75	19	50	23
CPHD	16	406	14	356	4.125	105	14	356	1	25	115	52
CPED	18	457	15	381	6.750	171	15	381	1.5	38	170	77

HOW TO ORDER CP=CERAMIC PLATE LD=LIGHT DUTY MD=MEDIUM DUTY HD=HEAVY DUTY ED=EXTRA DUTY
 TT=TWIN TRAP ST=SINGLE TRAP PF=POLE FACE SF=SUSPENDED FACE
 C=CERAMIC P=PLATE MAGNET
 EXAMPLE : CPMD12ST = CERAMIC PLATE MEDIUM DUTY 12" TOTAL WIDTH SINGLE TRAP

RARE EARTH PLATE



MODEL NUMBER	DIMENSION A		DIMENSION B		DIMENSION C		DIMENSION D		DIMENSION E		WEIGHT PER FOOT	
	INCHES	MM	INCHES	MM	INCHES	MM	INCHES	MM	INCHES	MM	LBS.	KG.
NPMD	9	229	7	178	1.25	32	7	178	.75	19	20	9
NPHD	9	229	7	178	2.25	57	7	178	.75	19	22	10
NPED	13	330	11	279	2.25	57	11	279	.75	19	60	27

HOW TO ORDER NP=NEO PLATE MD=MEDIUM DUTY HD=HEAVY DUTY ED=EXTRA DUTY
 TT=TWIN TRAP ST=SINGLE TRAP PF=POLE FACE SF=SUSPENDED FACE
 N=RARE EARTH NEODYMIUM-IRON-BORON P=PLATE MAGNET
 EXAMPLE : NPMD12ST = NEO PLATE MEDIUM DUTY 12" TOTAL WIDTH SINGLE TRAP

Light Duty Models:

Designed for removing medium to large ferrous contaminants from angled chutes with low flow rates and velocities, with product depths of less than 3".

Heavy Duty Models:

Designed for removing small to large ferrous contaminants from angled chutes with high flow rates and velocities, with product depths of less than 5-1/2".

Medium Duty Models:

Designed for removing medium to large ferrous contaminants from angled chutes with moderate flow rates and velocities, with product depths of less than 4-1/2".

Extra Duty Models:

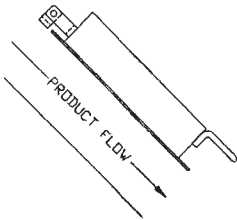
Designed for removing small to large ferrous contaminants from angled chutes with extreme flow rates and velocities, with product depths of less than 6-1/2".

For Maximum Removal of Ferrous Contaminants:

Always install plate magnets in your system where burden depth and product velocity are at a minimum. Clean captured ferrous contaminants from plate magnets frequently to ensure optimum performance.

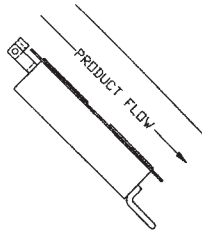
SUSPENDED FACE (SF)

Recommended for mounting above the product flow, in chute or ductwork, or over conveyor belts.



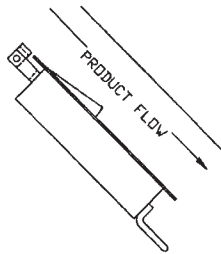
POLE FACE (PF)

Features two 430 stainless steel raised pole plates to help retain captured ferrous contaminants and to reduce wash off.



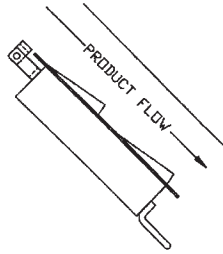
SINGLE TRAP FACE (ST)

Features a single raised step to trap captured ferrous contaminants and hold it out of the product flow, virtually eliminating wash off.

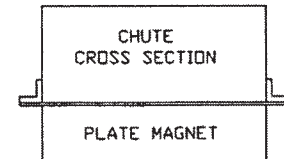


TWIN TRAP FACE (TT)

Features two raised steps to trap captured ferrous contaminants and hold it out of the product flow, ideal for extreme conditions.

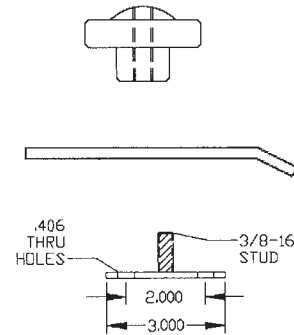


RECOMMENDED INSTALLATION

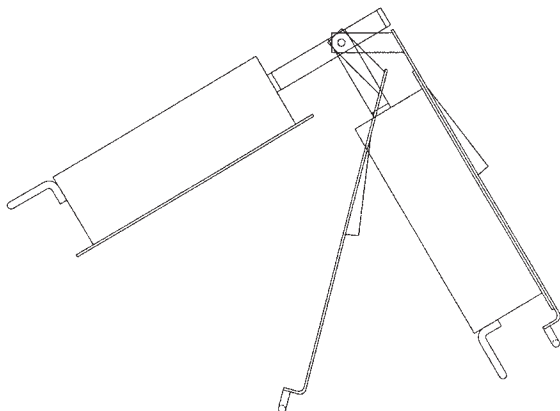


BY INSTALLING A SMALL PIECE OF ANGLE TO ACT AS A MATCHING FLANGE ALLOWS FOR FULL MAGNETIC COVERAGE ACROSS THE ENTIRE WIDTH OF THE CHUTE.

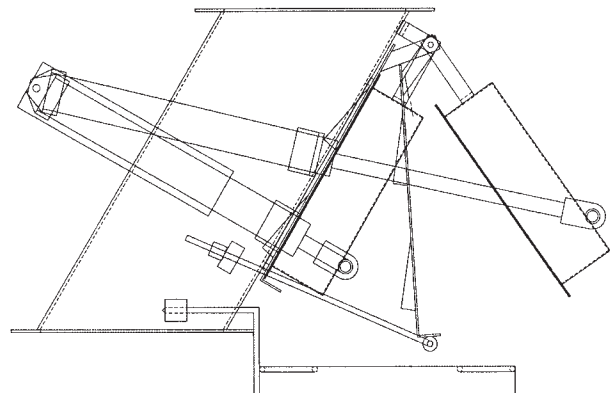
PLATE MAGNET LATCH



E-Z CLEAN OPTION



POW-R CLEAN OPTION



Construction Features:

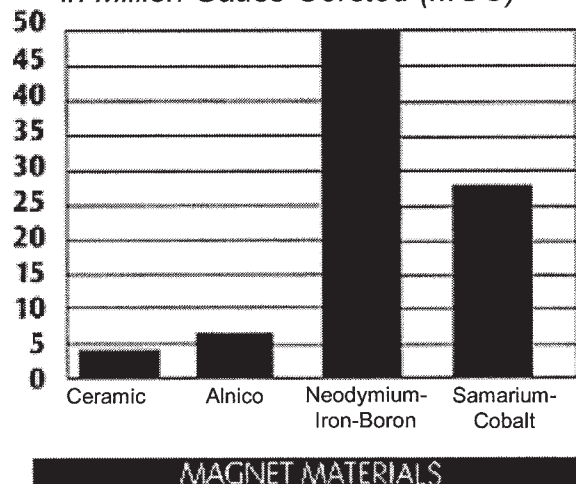
- 100% stainless steel enclosed
- Permanent Ceramic and Rare Earth (Neodymium-Iron-Boron and Samarium-Cobalt) magnetic material will not demagnetize
- Maximum reachout and control designs for effective removal of ferrous contaminants
- Heavy duty latches, hinges, and handle for easy installation and maintenance
- 1" wide dust control flanges
- All welded construction for rugged use
- Four standard strengths to choose from, and in widths to match most chutes

Options:

- Custom sizes, designs, and mounting
- 316L stainless steel and other alloy construction
- POW-R CLEAN option to pneumatically operate hinged stripper face for automated self-cleaning
- Sanitary construction
- Single Trap, Pole Face, Twin Trap, or Suspended Face designs
- Various magnetic strengths to choose from



Maximum Energy Product
in Million Gauss-Oersted (MGO)



465 Glaspie Rd. Unit B • Oxford, MI 48371 • Tel: 248-628-3808 • Fax: 248-628-3844
www.puritanmagnetics.com • E-Mail: magnet@puritanmagnetics.com



For technical assistance or to order

1-800-787-3624

Solutions To Your Magnetic Needs

1-800-SUREMAG™

MEMBER
MDFFA
MAGNET DISTRIBUTORS FABRICATORS ASSOCIATION



©1995 Puritan Magnetics, Inc.

Data Sheet #2351 / Rev. 10/06