

HEAD PULLEY MAGNET



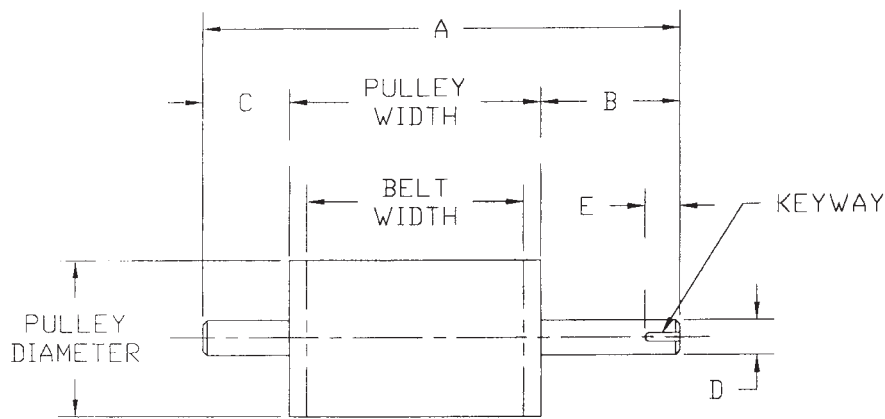
Model Shown - CHPSDA0836BKCLF with Ferrous Contaminants

APPLICATION:

Puritan's Head Pulley Magnets are engineered to remove ferrous contaminants from belt conveyor systems. Installed as head pulleys in belt conveyors for industries such as: feed & grain, concrete recycling, mining operations, municipal recycling, scrap yards, and other recycling and bulk processing industries. Can be used as an idler pulley or drive pulley (includes keyed shaft). Available in any diameter and face width. Depending on the application, there are different magnetic circuits and strengths to choose from. Please consult the factory for proper selection.



Note: Due to ongoing product development, certain specifications are subject to change without notice.

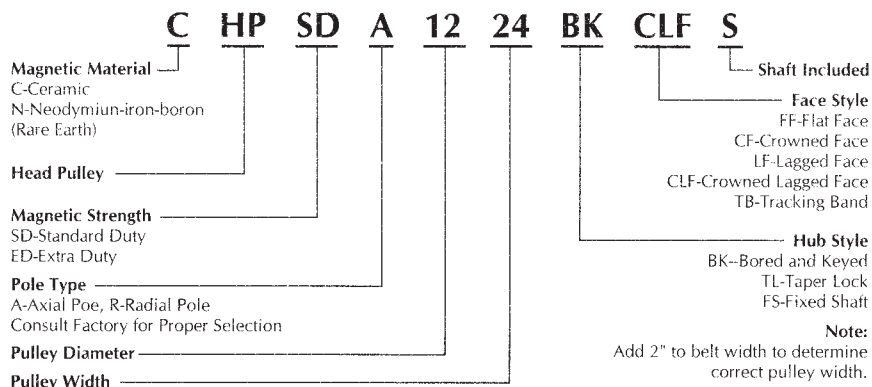


Pulley Diameter	Belt Width	Pulley Width.	A Dim.	B Dim.	C Dim.	D Dim.	E Dim.	Key Way	Approx. Weight
8	8	10	25	9	6	1 7/16	2 7/8	3/8 x 3/16	65
	10	12	27	9	6	1 7/16	2 7/8	3/8 x 3/16	75
	12	14	29	9	6	1 7/16	2 7/8	3/8 x 3/16	100
	14	16	31	9	6	1 7/16	2 7/8	3/8 x 3/16	110
	16	18	33	9	6	1 7/16	2 7/8	3/8 x 3/16	125
	18	20	35	9	6	1 7/16	2 7/8	3/8 x 3/16	130
	20	22	37	9	6	1 7/16	2 7/8	3/8 x 3/16	140
	24	26	41	9	6	1 7/16	2 7/8	3/8 x 3/16	155
12	30	32	47	9	6	1 7/16	2 7/8	3/8 x 3/16	205
	36	38	53	9	6	1 7/16	2 7/8	3/8 x 3/16	230
	12	14	34	12	8	1 15/16	3 7/8	1/2 x 1/4	230
	14	16	36	12	8	1 15/16	3 7/8	1/2 x 1/4	260
	16	18	38	12	8	1 15/16	3 7/8	1/2 x 1/4	280
	18	20	40	12	8	1 15/16	3 7/8	1/2 x 1/4	340
	20	22	44	13	9	1 15/16	3 7/8	1/2 x 1/4	365
	24	26	48	13	9	2 7/16	4 7/8	5/8 x 5/16	420
15	30	32	55	14	9	2 7/16	4 7/8	5/8 x 5/16	510
	36	38	61	14	9	2 7/16	4 7/8	5/8 x 5/16	605
	42	44	69	15	10	2 7/16	4 7/8	5/8 x 5/16	695
	48	50	75	15	10	2 7/16	4 7/8	5/8 x 5/16	795
	12	14	34	12	8	1 15/16	3 7/8	1/2 x 1/4	305
	14	16	36	12	8	1 15/16	3 7/8	1/2 x 1/4	370
	16	18	41	14	9	2 7/16	4 7/8	5/8 x 5/16	375
	18	20	43	14	9	2 7/16	4 7/8	5/8 x 5/16	465
18	20	22	47	15	10	2 7/16	4 7/8	5/8 x 5/16	495
	24	26	53	16	11	2 15/16	4 7/8	3/4 x 3/8	575
	30	32	60	17	11	2 15/16	5 7/8	3/4 x 3/8	745
	36	38	66	17	11	2 15/16	5 7/8	3/4 x 3/8	875
	42	44	74	18	12	2 15/16	5 7/8	3/4 x 3/8	1015
	48	50	80	18	12	2 15/16	5 7/8	3/4 x 3/8	1150
	12	14	37	14	9	2 7/16	4 7/8	5/8 x 5 16	395
	14	16	39	14	9	2 7/16	4 7/8	5/8 x 5/16	450
18	16	18	41	14	9	2 7/16	4 7/8	5/8 x 5/16	520
	18	20	43	14	9	2 7/16	4 7/8	5/8 x 5/16	660
	20	22	47	15	10	2 15/16	4 7/8	3/4 x 3/8	680
	24	26	53	16	11	2 15/16	4 7/8	3/4 x 3/8	815
	30	32	60	17	11	2 15/16	5 7/8	3/4 x 3/8	1040
	36	38	66	17	11	2 15/16	5 7/8	3/4 x 3/8	1275
	42	44	74	18	12	2 15/16	5 7/8	3/4 x 3/8	1495
	48	50	80	18	12	2 15/16	5 7/8	3/4 x 3/8	1715

Pulley Diameter	Belt Width	Pulley Width	A Dim.	B Dim.	C Dim.	D Dim.	E Dim.	Key Way	Approx. Weight
20	14	16	39	14	9	2 7/16	4 7/8	5/8 x 5/16	550
	16	18	41	14	9	2 7/16	4 7/8	5/8 x 5/16	610
	18	20	45	15	10	2 7/16	4 7/8	5/8 x 5/16	690
	20	22	47	15	10	2 7/16	4 7/8	5/8 x 5/16	775
	24	26	53	16	11	2 15/16	4 7/8	3/4 x 3/8	920
	30	32	60	17	11	2 15/16	5 7/8	3/4 x 3/8	1230
	36	38	66	17	11	2 15/16	5 7/8	3/4 x 3/8	1490
	42	44	74	18	12	2 15/16	5 7/8	3/4 x 3/8	1765
	48	50	80	18	12	2 15/16	5 7/8	3/4 x 3/8	2015
	54	56	87	19	12	2 15/16	6 7/8	3/4 x 3/8	2305
24	14	16	39	14	9	2 15/16	4 7/8	3/4 x 3/8	760
	16	18	41	14	9	2 15/16	4 7/8	3/4 x 3/8	805
	18	20	45	15	10	2 15/16	4 7/8	3/4 x 3/8	820
	20	22	47	15	10	2 15/16	4 7/8	3/4 x 3/8	960
	24	26	53	16	11	2 15/16	4 7/8	3/4 x 3/8	1170
	30	32	64	19	13	3 7/16	5 7/8	7/8 x 7/16	1540
	36	38	70	19	13	3 7/16	5 7/8	7/8 x 7/16	1810
	42	44	79	21	14	3 15/16	6 7/8	1 x 1/2	2065
	48	50	85	21	14	3 15/16	6 7/8	1 x 1/2	2310
	54	56	94	23	15	3 15/16	7 1/8	1 x 1/2	2705
30	18	20	54	20	14	3 15/16	5	1 x 1/2	1505
	20	22	57	21	14	3 15/16	5	1 x 1/2	1580
	24	26	61	21	14	3 15/16	5	1 x 1/2	1900
	30	32	71	23	16	4 7/16	6	1 x 1/2	2410
	36	38	77	23	16	4 7/16	6	1 x 1/2	2840
	42	44	87	25	18	4 15/16	7	1 1/4 x 5/8	3400
	48	50	93	25	18	4 15/16	7	1 1/4 x 5/8	3860
	54	56	106	30	20	5 7/16	9	1 1/4 x 5/8	4305
	60	62	110	29	19	5 7/16	9	1 1/4 x 5/8	4815
	36	18	20	50	18	12	3 15/16	6	1 x 1/2
20		22	52	18	12	3 15/16	6	1 x 1/2	2310
24		26	59	21	12	4 7/16	7	1 x 1/2	2705
30		32	65	21	12	4 7/16	7	1 x 1/2	3320
36		28	74	22	14	4 15/16	8	1 1/4 x 5/8	4030
42		44	80	22	14	4 15/16	8	1 1/4 x 5/8	4650
48		50	91	26	15	5 7/16	9	1 1/4 x 5/8	5350
54		56	99	28	15	5 15/16	11	1 1/2 x 3/4	6050
60		62	111	32	17	6 15/16	13	1 1/2 x 3/4	6650

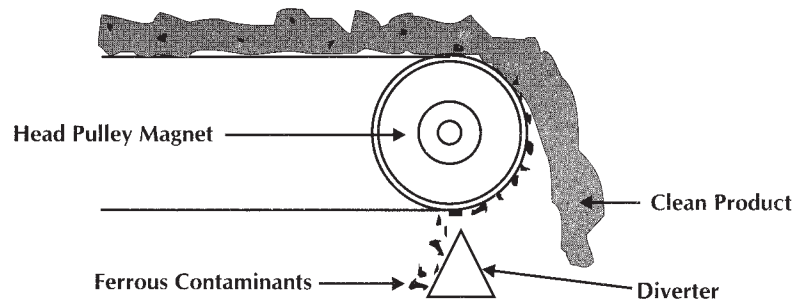
Additional Sizes Available - Please Consult Factory

Selection Code



OPERATION:

When installed as head pulleys in belt conveyor systems, Puritan's Head Pulley Magnets automatically and continuously remove ferrous contaminants. As contaminants reach the powerful magnetic field they are attracted and held in place on the belt. As the belt is conveyed around the magnetic pulley, ferrous contaminants are held in place until they pass the magnetic field where they are safely discarded separate from the non magnetic material. A diverter is typically installed below the pulley to direct the ferrous contaminants away from the clean product. An adjustable diverter will allow the best positioning for optimum separation.



CONSTRUCTION:

- 304 stainless steel face
- Bored and keyed hubs
- Permanent ceramic magnet material
- All welded rugged construction
- Keyed shafts
- Axial or radial pole magnetic circuit

OPTIONS:

- Available with or without shaft
- Several hub styles
- Lagged face
- Crowned face
- Taper lock hubs
- Stainless steel shafts
- High energy rare earth magnet material
- Custom sizes available
- Polarity options
- Extra duty magnetic strength

For technical assistance or to order

1-800-SUREMAG™




1-800-787-3624

800 N. Old U.S. 23
Brighton, MI 48114
(810)632-5565
Fax:(810) 632-7667

www.puritanmagnetics.com

E-Mail: magnet@puritanmagnetics.com

Solutions To Your Magnetic Needs



©1995 Puritan Magnetics, Inc.

Data Sheet #2351 / Rev. 1/97