




Brabender Technologie

Liquid Loss-in-Weight Feeders



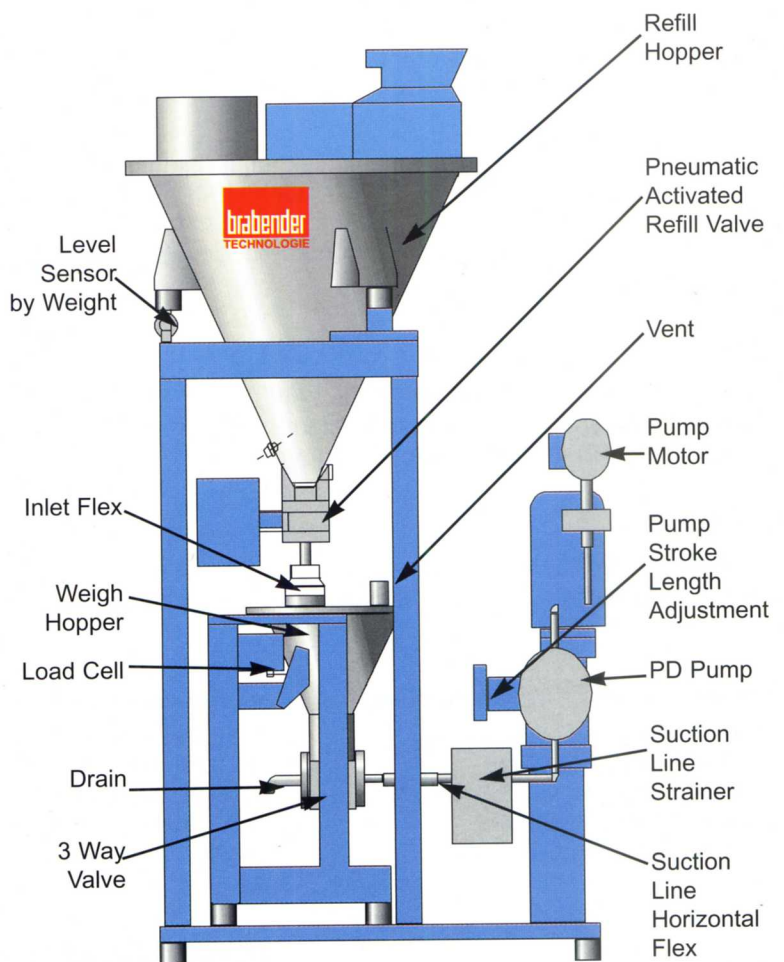
Brabender Technologie

offers a popular and precise meter for liquid chemicals.

Our liquid loss-in-weight feeders weigh and control the flow of continuously pumped liquid. Models are available for feed rates between 10 grams per hour and 10,000 lbs per hour to within feed rate accuracies of -0.1% .

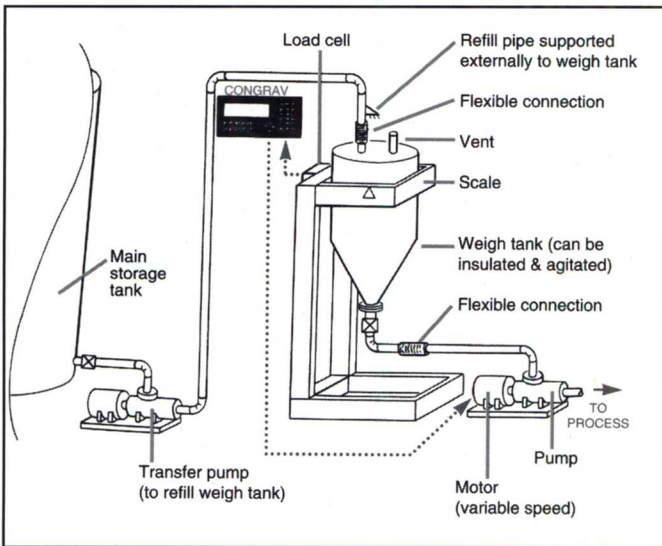
This superior feeder is very accurate because it measures actual weight. The feeder is extremely versatile since it can measure hot, viscous or slurried fluids and add them to dry ingredients reliably and consistently.

The feed rate is set by weight and computer controlled, provided deviation alarms, totalized flow and initiates/stops refill.



Typical Brabender Liquid Loss-in-Weight Feeder. Skid mounted system with gravity refill included.

Brabender Liquid Loss-in-Weight



Brabender Liquid Loss-in-Weight Feeder System - Pump Refill

OPERATION

A small liquid storage tank is placed on a scale. As the liquid is pumped from the storage tank, the scale weight decreases. This weight decrease is compared to the desired fed rate by the feed rate controller Congrav™.

The pump speed is varied by a corrective signal from the Congrav™ to maintain precise feed rate. This Loss-in-Weight System assures the highest accuracy because it measures actual weight.

LOSS-IN-WEIGHT COMPONENTS

Utilizing a digital (optional analog) load cell, the flexure frame scale weighs a small container of the liquid called the Weigh Tank. (See diagram above.)

The Pump

Any positive displacement pump can be used including progressive cavity, gear, or reciprocating

diaphragm types. The pump is driven by a variable AC motor (optional DC). The suction connection from the weigh tank has a horizontal flexible section. Since Brabender does not manufacture PD pumps, we rely on the customer's experience or pump preferred for selection.



THE BRABENDER FEED CONTROLLERS

Congrav™ Controller

The feed rate (or batch quantity) is set via a keypad and displayed in lbs./hr. Once started, the Congrav™ displays actual feed rate (kg./hr.), deviation % from set point, total weight pumped and many other values.

Congrav™ is available in 2 configurations for operator interface:

- Single Feeder (Congrav™ S)
- Multi Feeder (Congrav™ L/M)

Master/slave, computer communication, continuous and batch, are all accommodated in one hardware design. The permanent program is on EPROM, current data is in non-volatile memory. Operator prompting and self-diagnostics are standard.

LOSS-IN-WEIGHT FEEDERS
WEIGH BELT FEEDERS
SINGLE SCREW FEEDERS
TWIN SCREW FEEDERS
EXTRUSION FEEDERS

FLEXIBLE WALLED FEEDERS
MODULAR FEEDERS
VIBRATING SCREW FEEDERS
BATCHING FEEDERS

SILO DISCHARGE AIDS
BULK BAG DISCHARGE AIDS
CONTAINER DISCHARGE AIDS
BULK FLOW METERS



Toll Free: 1-888-284-4574
Tel: 905-670-2933
Fax: 905-670-2557
Email: sales@brabenderti.com

Brabender Technologie Inc.
6500 Kestrel Road
Mississauga, Ontario
L5T 1Z6 Canada

www.brabenderti.com