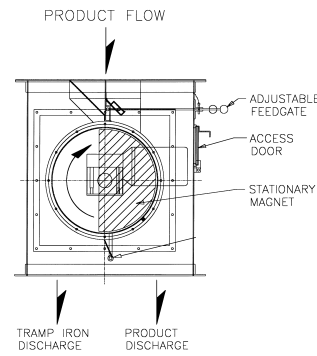
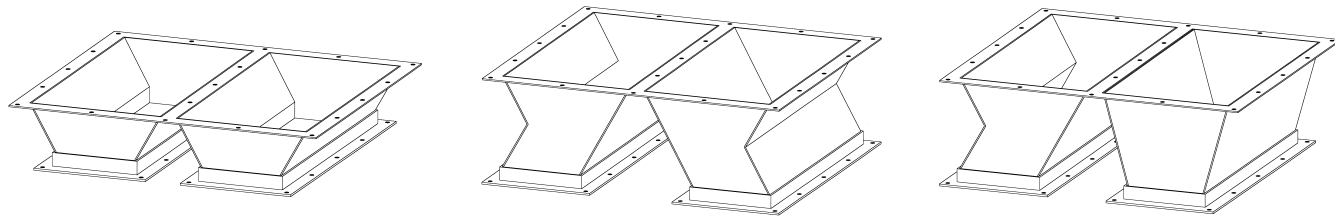


**OPERATION:**

Rotating Drum Magnets are designed for continuous self-cleaning of ferrous materials from product flow streams. As product enters the housing inlet, an adjustable feed gate meters the flow of product to the drum face. The drum has a stationary internal magnet with an outer drum that rotates. When product passes over the powerful magnetic field, ferrous materials are attracted to the drum surface where they are safely held on to until the ferrous material passes through the magnetic field where it is discharged to the rear of the drum housing. Cleaned filtered product is discharged to the front of the drum housing.



**OUTLET TRANSITION OPTIONS:**

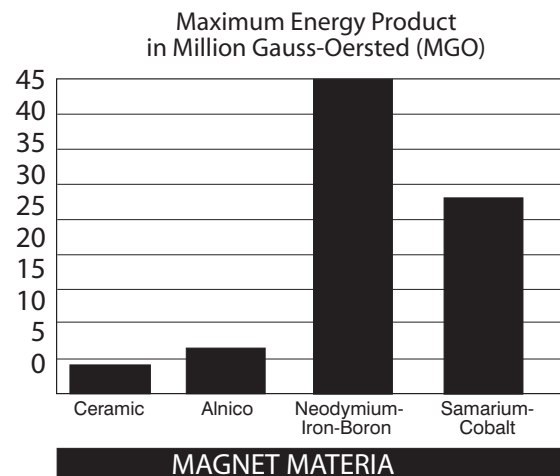


**CONSTRUCTION:**

- Highest grades of magnetic material including Neodymium-Iron-Boron (rare earth), Samarium-cobalt (rare earth), Ceramic and Alnico
- Dust tight 304 stainless steel housing construction
- 1/4" x 2" x 2" angle iron inlet and outlet flanges
- Access door for inspection and maintenance
- Adjustable feed gate to meter product flow
- Adjustable magnet positioning
- Fixed outlet splitter
- TEFC motor and reducer

**OPTIONS:**


- Custom sizes
- Double drum configurations
- Vibratory feeders mounted to product inlet
- Pantleg discharge transitions
- Explosion proof motors
- Outlet has adjustable splitter for ferrous materials and cleaned product



465 Gaspie Rd. Unit B • Oxford, MI 48371 • Tel: 248-628-3808 • Fax: 248-628-3844  
 www.puritanmagnetics.com • E-Mail: magnet@puritanmagnetics.com


For technical assistance or to order **1-800-787-3624** Solutions To Your Magnetic Needs

**1-800-SUREMAG™**



©1995 Puritan Magnetics, Inc.

Data sheet #2451 / Rev. 5/04



**ROTATING DRUM MAGNETS**

MODEL NUMBER: CRD2436



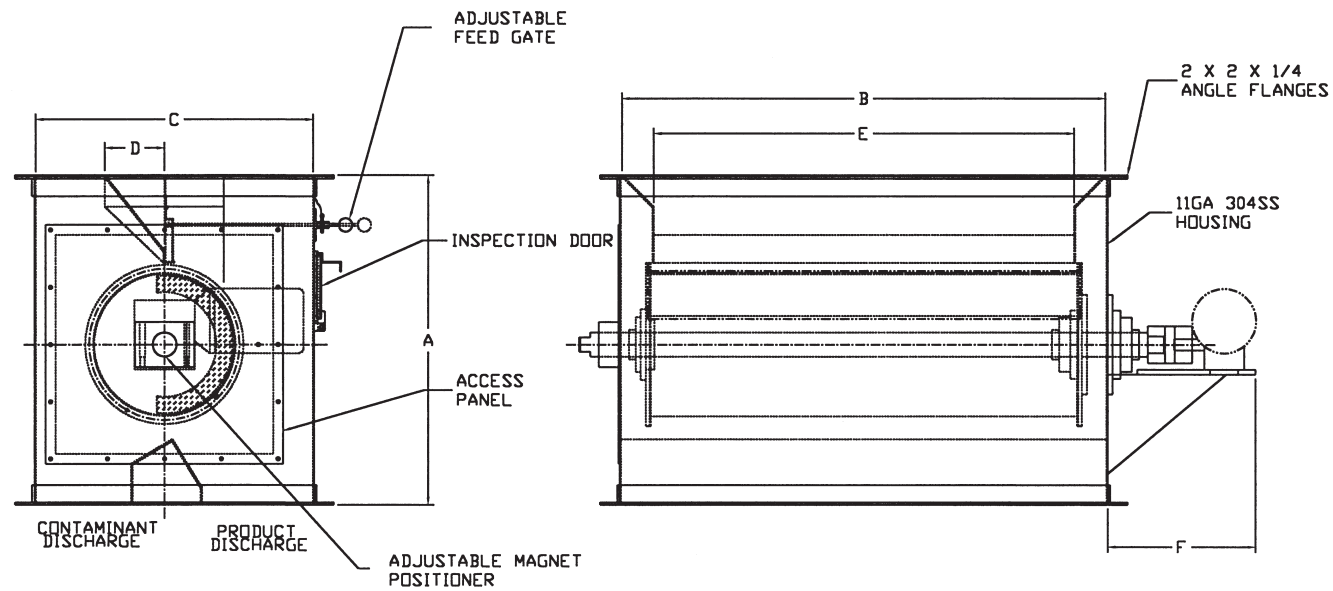
MODEL NUMBER: NRDH1212



MODEL NUMBER: CN2RDH1536

Double Rotating Drum Magnet with Vibratory Feeder. (Consult factory for further details)

Note: Due to ongoing product development, certain specifications are subject to change without notice.



### ROTATING DRUM MAGNET & HOUSING

MODEL NO.	DRUM DIAMETER		DRUM WIDTH		CAPACITY		A		B		C		D		E		F		APPROX. WEIGHT		HP
	IN.	MM	IN.	MM	CU. FT. PER HR.	CU. M PER HR.	IN.	MM	IN.	MM	IN.	MM	IN.	MM	IN.	MM	IN.	MM	LB	KG	
RDH 1212	12	305	12	305	1000	28	27.125	689	22	559	18	457	6	152	11.375	289	13.75	349	350	159	1/2
RDH 1214	12	305	14	356	1200	34	27.125	689	22	559	20	508	6	152	13.375	340	13.75	349	390	177	1/2
RDH 1216	12	305	16	406	1400	40	27.125	689	22	559	22	559	6	152	15.375	391	13.75	349	460	209	1/2
RDH 1218	12	305	18	457	1600	45	27.125	689	22	559	24	610	6	152	17.375	441	13.75	349	530	240	1/2
RDH 1220	12	305	20	508	1800	50	27.125	689	22	559	26	660	6	152	19.375	492	13.75	349	590	268	1/2
RDH 1224	12	305	24	610	2200	62	27.125	689	22	559	30	762	6	152	23.375	594	13.75	349	635	288	1/2
RDH 1230	12	305	30	762	2800	80	27.125	689	22	559	36	914	6	152	29.375	746	13.75	349	690	313	1/2
RDH 1236	12	305	36	914	3300	93	27.125	689	22	559	42	1067	6	152	35.375	899	13.75	349	750	340	1/2
RDH 1242	12	305	42	1067	3900	110	27.125	689	22	559	48	1219	6	152	41.375	1051	13.75	349	920	417	1/2

OPERATE AT 45 RPM

RDH 1512	15	381	12	305	1250	35	30.125	765	25	635	18	457	6	152	11.375	289	13.75	349	435	197	3/4
RDH 1514	15	381	14	356	1500	42	30.125	765	25	635	20	508	6	152	13.375	340	13.75	349	485	220	3/4
RDH 1516	15	381	16	406	1750	50	30.125	765	25	635	22	559	6	152	15.375	391	13.75	349	575	261	3/4
RDH 1518	15	381	18	457	2000	57	30.125	765	25	635	24	610	6	152	17.375	441	13.75	349	670	304	3/4
RDH 1520	15	381	20	508	2200	62	30.125	765	25	635	26	660	6	152	19.375	492	13.75	349	735	333	3/4
RDH 1524	15	381	24	610	2700	76	30.125	765	25	635	30	762	6	152	23.375	594	13.75	349	790	358	3/4
RDH 1530	15	381	30	762	3400	96	30.125	765	25	635	36	914	6	152	29.375	746	13.75	349	845	383	3/4
RDH 1536	15	381	36	914	4100	116	30.125	765	25	635	42	1067	6	152	35.375	899	13.75	349	920	417	3/4
RDH 1542	15	381	42	1067	4800	136	30.125	765	25	635	48	1219	6	152	41.375	1051	13.75	349	970	440	3/4
RDH 1548	15	381	48	1219	5500	156	30.125	765	25	635	54	1372	6	152	47.375	1203	13.75	349	1035	469	3/4

OPERATE AT 40 RPM

RDH 1812	18	457	12	305	1600	45	33.125	841	28	711	18	457	6	152	11.375	289	15	381	540	245	3/4
RDH 1814	18	457	14	356	1900	54	33.125	841	28	711	20	508	6	152	13.375	340	15	381	605	274	3/4
RDH 1816	18	457	16	406	2200	62	33.125	841	28	711	22	559	6	152	15.375	391	15	381	715	324	3/4
RDH 1818	18	457	18	457	2500	71	33.125	841	28	711	24	610	6	152	17.375	441	15	381	835	379	3/4
RDH 1820	18	457	20	508	2800	79	33.125	841	28	711	26	660	6	152	19.375	492	15	381	880	399	3/4
RDH 1824	18	457	24	610	3400	96	33.125	841	28	711	30	762	6	152	23.375	594	15	381	945	429	3/4
RDH 1830	18	457	30	762	4300	122	33.125	841	28	711	36	914	6	152	29.375	746	15	381	1020	463	3/4
RDH 1836	18	457	36	914	5200	147	33.125	841	28	711	42	1067	6	152	35.375	899	15	381	1090	494	3/4
RDH 1842	18	457	42	1067	6100	173	33.125	841	28	711	48	1219	6	152	41.375	1051	15	381	1200	544	3/4
RDH 1848	18	457	48	1219	7000	198	33.125	841	28	711	54	1372	6	152	47.375	1203	15	381	1310	594	3/4

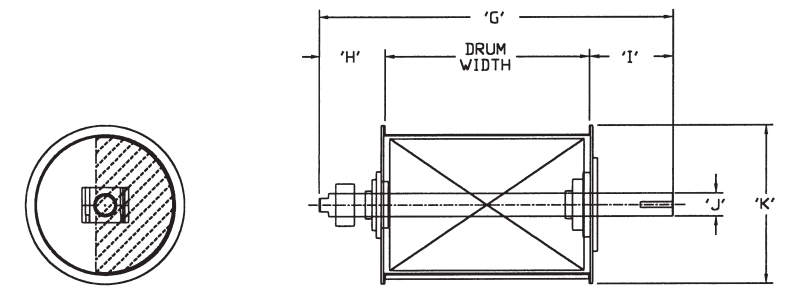
OPERATE AT 35 RPM

RDH 2418	24	610	18	457	3700	105	41.125	1045	36	914	24	610	8	203	17.375	441	15	381	1435	651	1
RDH 2420	24	610	20	508	4200	119	41.125	1045	36	914	26	660	8	203	19.375	492	15	381	1480	671	1
RDH 2424	24	610	24	610	5100	145	41.125	1045	36	914	30	762	8	203	23.375	594	15	381	1565	710	1
RDH 2430	24	610	30	762	6500	185	41.125	1045	36	914	36	914	8	203	29.375	746	15	381	1675	760	1
RDH 2436	24	610	36	914	7800	220	41.125	1045	36	914	42	1067	8	203	35.375	899	15	381	2020	916	1
RDH 2442	24	610	42	1067	9200	260	41.125	1045	36	914	48	1219	8	203	41.375	1051	15	381	2295	1041	1
RDH 2448	24	610	48	1219	10500	300	41.125	1045	36	914	54	1372	8	203	47.375	1203	15	381	2560	1161	1
RDH 2454	24	610	54	1372	11900	340	41.125	1045	36	914	60	1524	8	203	53.375	1356	15	381	2820	1279	1
RDH 2460	24	610	60	1524	13200	375	41.125	1045	36	914	66	1676	8	203	59.375	1508	15	381	3190	1447	1

OPERATE AT 30 RPM

RDH 3024	30	762	24	610	7200	205	49.125	1248	44	1118	32	813	10	254	23.375	594	16	406	2600	1179	1 1/2
RDH 3030	30	762	30	762	9200	260	49.125	1248	44	1118	38	965	10	254	29.375	746	16	406	2750	1247	1 1/2
RDH 3036	30	762	36	914	11000	315	49.125	1248	44	1118	44	1118	10	254	35.375	899	16	406	3000	1360	1 1/2
RDH 3042	30	762	42	1067	13000	370	49.125	1248	44	1118	50	1270	10	254	41.375	1051	16	406	3300	1497	1 1/2
RDH 3048	30	762	48	1219	14900	420	49.125	1248	44	1118	56	1422	10	254	47.375	1203	16	406	3690	1674	1 1/2
RDH 3054	30	762	54	1372	16800	475	49.125	1248	44	1118	62	1575	10	254	53.375	1356	16	406	4050	1837	1 1/2
RDH 3060	30	762	60	1524	18700	530	49.125	1248	44	1118	68	1727	10	254	59.375	1508	16	406	4480	2032	1 1/2

OPERATE AT 25 RPM



### ROTATING DRUM MAGNET

MODEL NO.	DRUM DIAMETER		DRUM WIDTH		CAPACITY		G		H		I		J		K		APPROX. WEIGHT	
	IN.	MM	IN.	MM	CU. FT. PER HR.	CU. M PER HR.	IN.	MM	IN.	MM	IN.	MM	IN.	MM	IN.	MM	LB	KG
RD 1212	12	305	12	305	1000	28	27.5	699	7.25	184	8.25	210	1 15/16	49	14	356	185	84
RD 1214	12	305	14	356	1200	34	29.5	749	7.25	184	8.25	210	1 15/16	49	14	356	205	93
RD 1216	12	305	16	406	1400	40	31.5	800	7.25	184	8.25	210	1 15/16	49	14	356	230	104
RD 1218	12	305	18	457	1600	45	33.5	851	7.25	184	8.25	210	1 15/16	49	14	356	265	120
RD 1220	12	305	20	508	1800	50	35.5	902	7.25	184	8.25	210	1 15/16	49	14	356	290	132
RD 1224	12	305	24	610	2200	62	39.5	1003	7.25	184	8.25	210	1 15/16	49	14	356	315	143
RD 1230	12	305	30	762	2800	80	45.5	1156	7.25	184	8.25	210	1 15/16	49	14	356	355	161
RD 1236	12	305	36	914	3300	93	51.5	1308	7.25	184	8.25	210	1 15/16	49	14	356	395	179
RD 1242	12	305	42	1067	3900	110	57.5	1461	7.25	184	8.25	210	1 15/16	49	14	356	435	197

OPERATE AT 45 RPM

RD 1512	15	381	14	356	1250	42	28.25	718	7.25	184	9	229	2 7/16	62	17	432	210	95
RD 1514	15	381	14	356	1500	42	30.25	768	7.25	184	9	229	2 7/16	62	17	432	230	104
RD 1516	15	381	14	356	1750	42	32.25	819	7.25	184	9	229	2 7/16	62	17	432	250	113
RD 1518	15	381	14	356	2000	42	35.25	870	7.25	184	9	229	2 7/16	62	17	432	270	122
RD 1520	15	381	14	356	2200	42	36.25	921	7.25	184	9	229	2 7/16	62	17	432	295	134
RD 1524	15	381	14	356	2700	42	40.25	1022	7.25	184	9	229	2 7/16	62	17	432	355	161
RD 1530	15	381	14	356	3400	42	46.25	1175	7.25	184	9	229	2 7/					