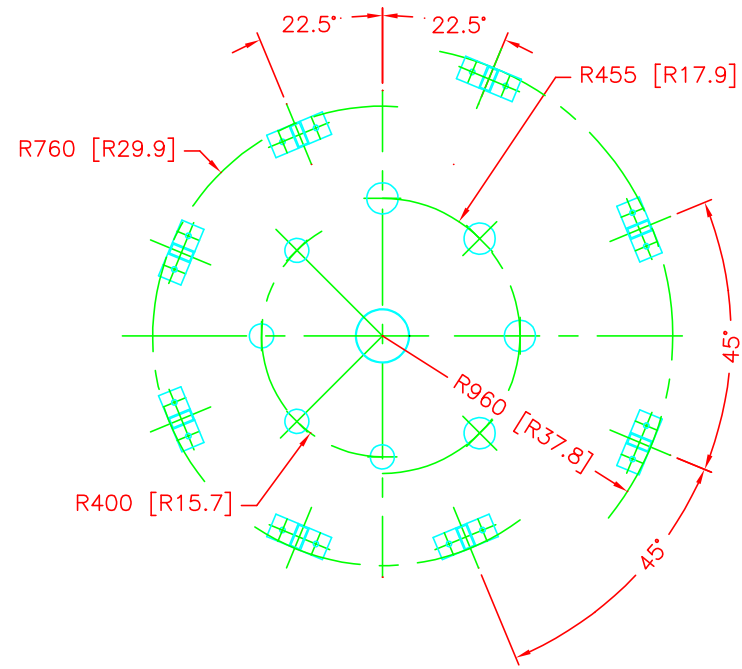
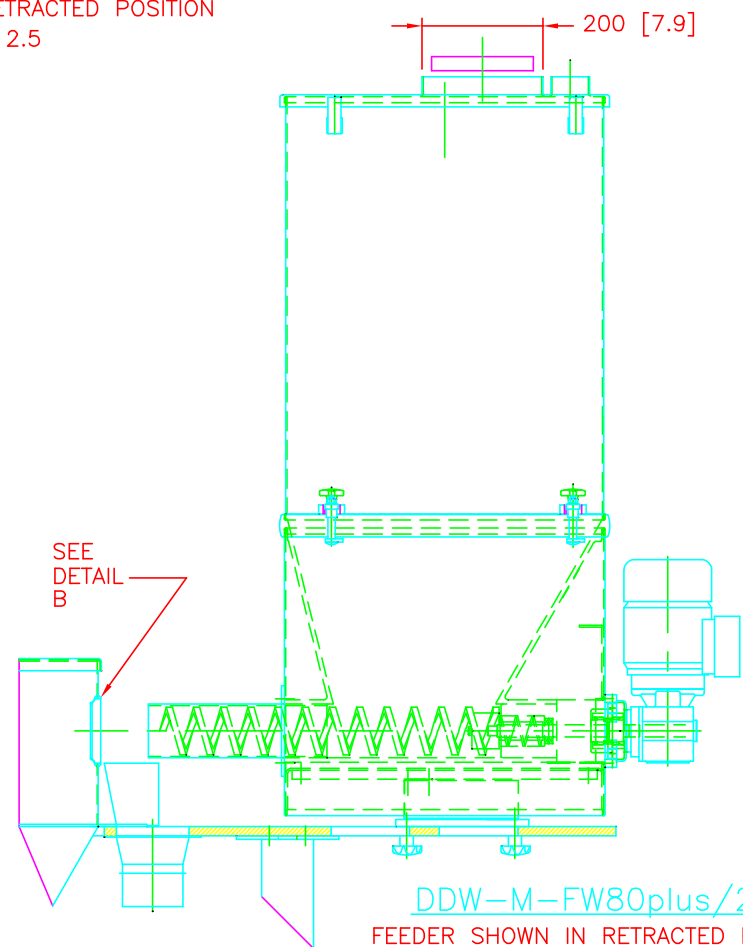
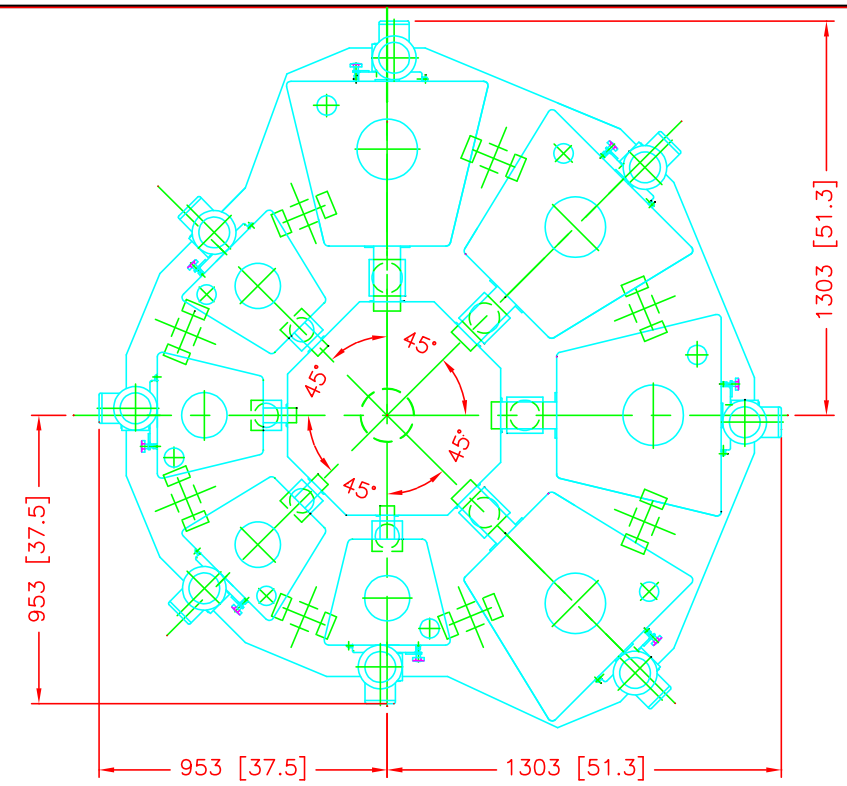


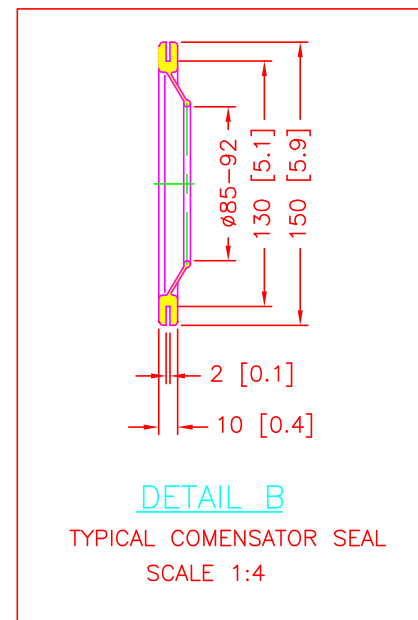
DDW-M-FW40plus/50
FEEDER SHOWN IN RETRACTED POSITION
SCALE 1:12.5



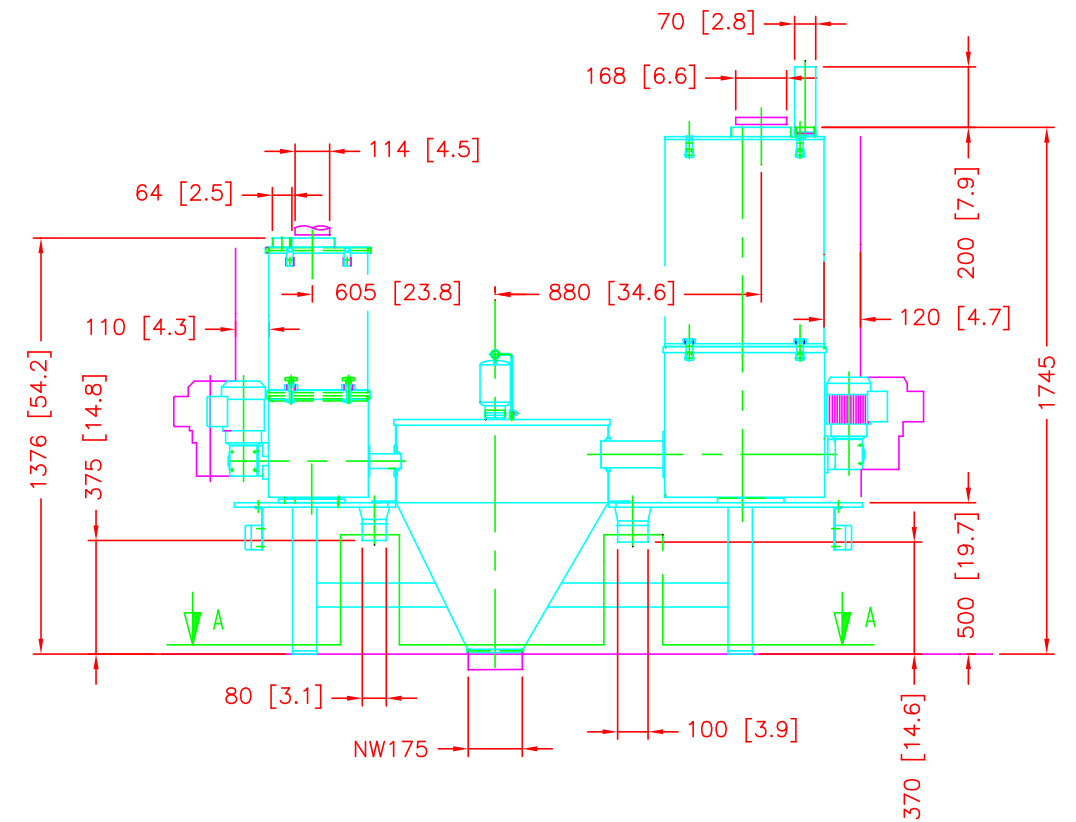
SECTION A-A



DDW-M-FW80plus/200
FEEDER SHOWN IN RETRACTED POSITION
SCALE 1:12.5



DETAIL B
TYPICAL COMENSATOR SEAL
SCALE 1:4



THIS DRAWING IN DETAIL AND DESIGN IS THE PROPERTY OF BRABENDER TECHNOLOGIE INC. AND IS LOANED WITH THE UNDERSTANDING THAT IT IS NOT TO BE USED IN ANY WAY THAT IS HARMFUL TO BRABENDER TECHNOLOGIE INC. AND IS TO BE RETURNED UPON REQUEST.

brabender
TECHNOLOGIE

REVISIONS				
No.	DATE	BY	APPD	CHANGE
A	07/12/04	DG		ISSUED FOR PROPOSAL

TITLE				
DDW-M-FW40plus/50 (x4) & DDW-M-FW80plus/200 (x4) CAROUSEL 8 FEEDERS WITH CENTRAL DISCHARGE GENERAL ARRANGEMENT				
PROJECT TYPE	BRABENDER TECHNOLOGIE S/N			
STANDARD DWG No.	DRAWN BY	DG	DATE	07/12/04
	APPROVED BY		DATE	
FILE NAME	DRAWING No.			SCALE
P0226M01	P0226-M1	SHT 1 OF 1		1:25
				REVISION
				A

SECTION

1. ALL DIMENSIONS ARE IN MILLIMETERS [INCHES] UNLESS NOTED OTHERWISE.
2. ALL INGREDIENT CONTACT SURFACES ARE 304 S.S., ELECTROPOLISHED/POLYURETHANE.
3. NON-CONTACT PARTS TO BE MILD STEEL PAINTED BLUE MACHINE ENAMEL OVER RED OXIDE PRIMER/UNFINISHED ALUMINUM.
4. WEIGHT (DRY): TO BE ADVISED